



UNITED ARAB EMIRATES
MINISTRY OF HEALTH & PREVENTION

Ministry of Health and Prevention

E-Services Application User Manual – Registration Services



Table of content

TABLE OF CONTENT	2
1 COPYRIGHT AND CONFIDENTIALITY	3
2 INTRODUCTION	4
3 USER CREATION AND LOGIN	5
3.1 USER CREATION.....	5
3.2 LOGIN AND DASHBOARD	7
4 REGISTRATION	10
4.1 MANUFACTURING SITE REGISTRATION	10
4.2 DRUG REGISTRATION	17
4.3 REGISTERED MEDICAL PRODUCT MINOR VARIATION	27
4.4 REQUEST FOR DRUG RE-PRICING.....	34
4.5 MANUFACTURING SITE MINOR VARIATION.....	44
4.6 EVALUATION OF DRUG VIGILANCE PLAN	51
5 ISSUING CERTIFICATES	57
5.1 PRICING CERTIFICATE	57
5.2 CERTIFICATE OF PHARMACEUTICAL PRODUCT (CPP) FOR EXPORT PURPOSES	62
5.3 FREE SALE CERTIFICATE FOR EXPORT PURPOSES	67



1 Copyrights and confidentiality

This document is submitted with understanding that the registration user manual information contained herein this document shall not be disclosed outside the recipient's used, shall not be duplicated, used or disclosed in whole or in part for any purpose.

The reader acknowledges that the information provided by MoHAP is confidential; therefore, reader agrees not to disclose it without the express written permission of MoHAP.



2 Introduction

This document explains all the steps which are required for Site Administrator and agent user to create and view registration applications.

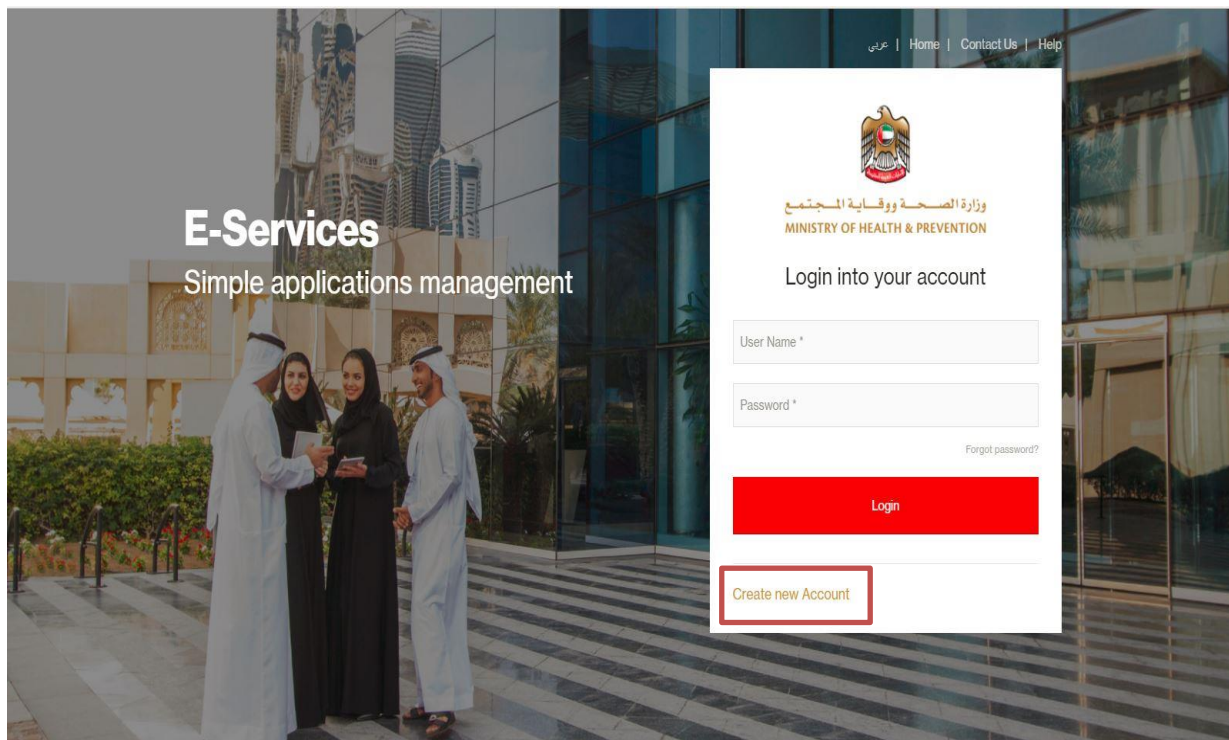
This document will provide ease to the business users in understanding all the screens of the application.



3 User Creation and Login

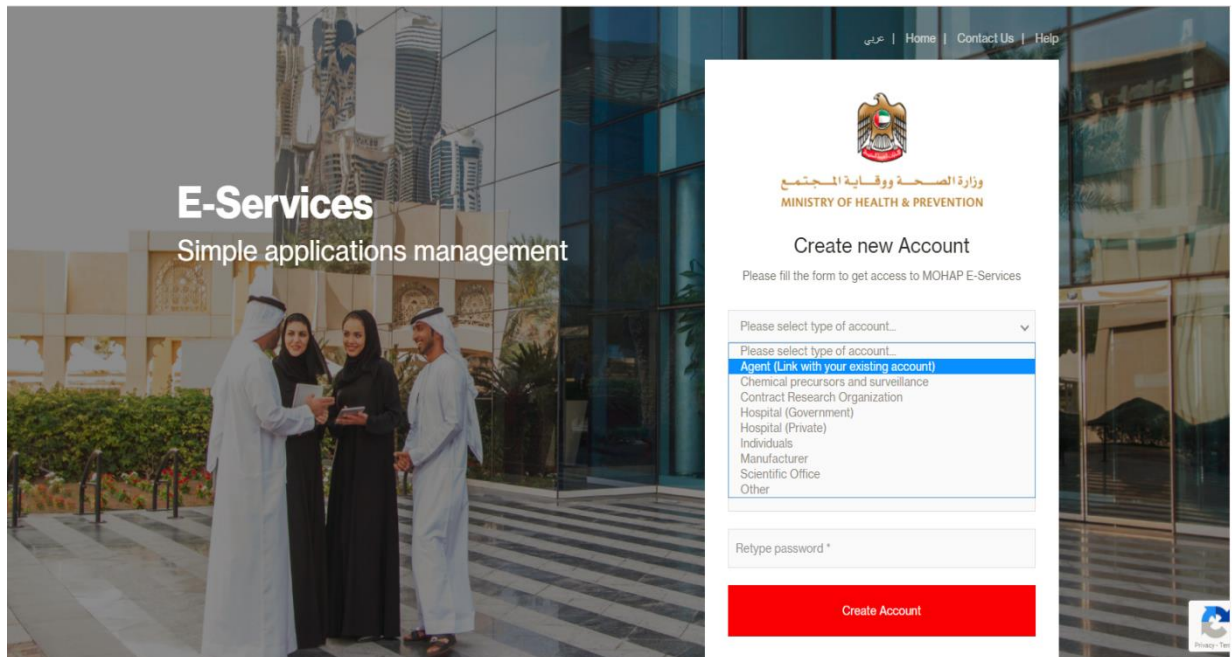
3.1 User Creation

Navigate to the application login screen and click over “Create New Account”



The application takes you to the “Create New Account” screen, select the account type:

- A. If you select the account type as “Agent (Link with your existing account)”



Then the screen fields will be as follow:

- Your existing username
- Please set a new password
- Retype password
- “Link Account” button

You should put the existing username for PH Licensing system and you should have a valid license

B. For other user types, then the screen fields will be as follow:

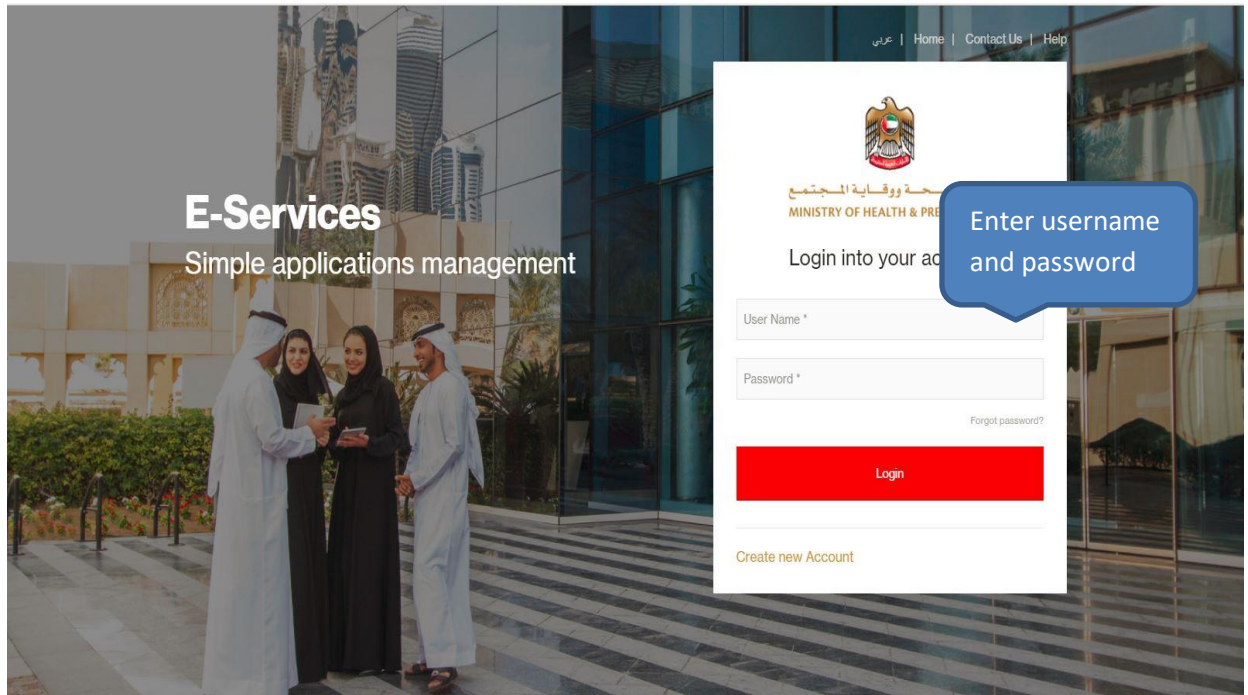
- Username
- Email Address
- New Password
- Retype Password
- “Create Account” button

The system sends an activation link to the provided email address; you can activate your account by clicking over the activation link.



3.2 Login and dashboard

If you do not have a valid username and password go to the previous step and create a new account, otherwise, provide your user name and password and click over login.



After the user successfully logged onto the system, the dashboard page is displayed,



Status

DATE	ID NO.	APPLICATION TYPE	STATUS	ACTION
24/12/2017	3534	Re-Export Drugs	WAITING FOR PAYMENT	Pay
25/12/2017	3547	Authorization for Medical Product By Local Agent	APPROVED	Print Authorization
24/12/2017	3531	Authorization for Medical Product By Local Agent	APPROVED	Print Authorization
24/12/2017	3529	Request for Drug Re-Pricing	APPROVED	Print Certificate
24/12/2017	3527	Free Sale Certificate for Export Purposes CLAMOX 457 mg / 5 ml	APPROVED	Print Certificate

[View all](#)

Welcome to online
Application e-services

[Start your application](#)

In the dashboard, you can know the status of the submitted applications, renew expired applications, print certificates/ letters, and create new applications.



UNITED ARAB EMIRATES
MINISTRY OF HEALTH & PREVENTION



4 Registration

Under the registration tile, you will find the following services:

- Manufacturing site registration
- New drug registration
- Registered medical product minor variation
- Request for drug repricing
- Manufacturing site minor variation
- Evaluation of drug vigilance plan

In order to use the listed services, you should be logged in to the system.

4.1 Manufacturing site registration

Log into the system using your credentials and then click on start new application link

Dashboard My applications Payments **New Application**

DATE	ID NO.	APPLICATION TYPE	STATUS	ACTION
24/12/2017	3534	Re-Export Drugs	WAITING FOR PAYMENT	Pay
25/12/2017	3547	Authorization for Medical Product By Local Agent	APPROVED	Print Authorization
24/12/2017	3531	Authorization for Medical Product By Local Agent	APPROVED	Print Authorization
24/12/2017	3529	Request for Drug Re-Pricing	APPROVED	Print Certificate
24/12/2017	3527	Free Sale Certificate for Export Purposes CLAMOX 457 mg / 5 ml	APPROVED	Print Certificate

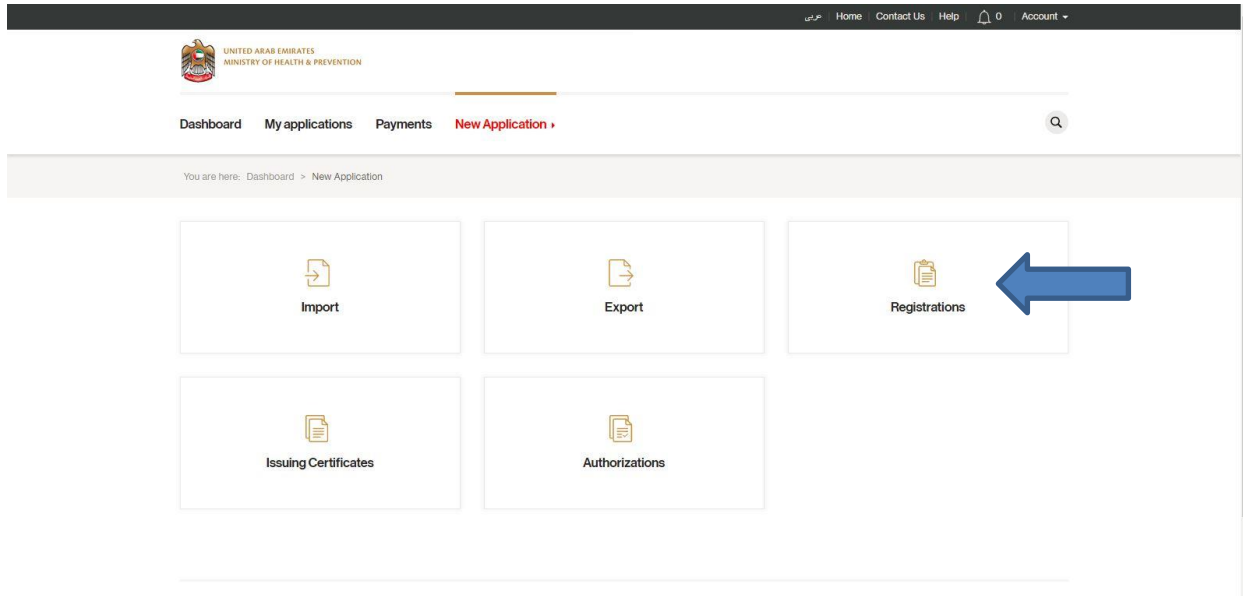
View all

Welcome to online Application e-services

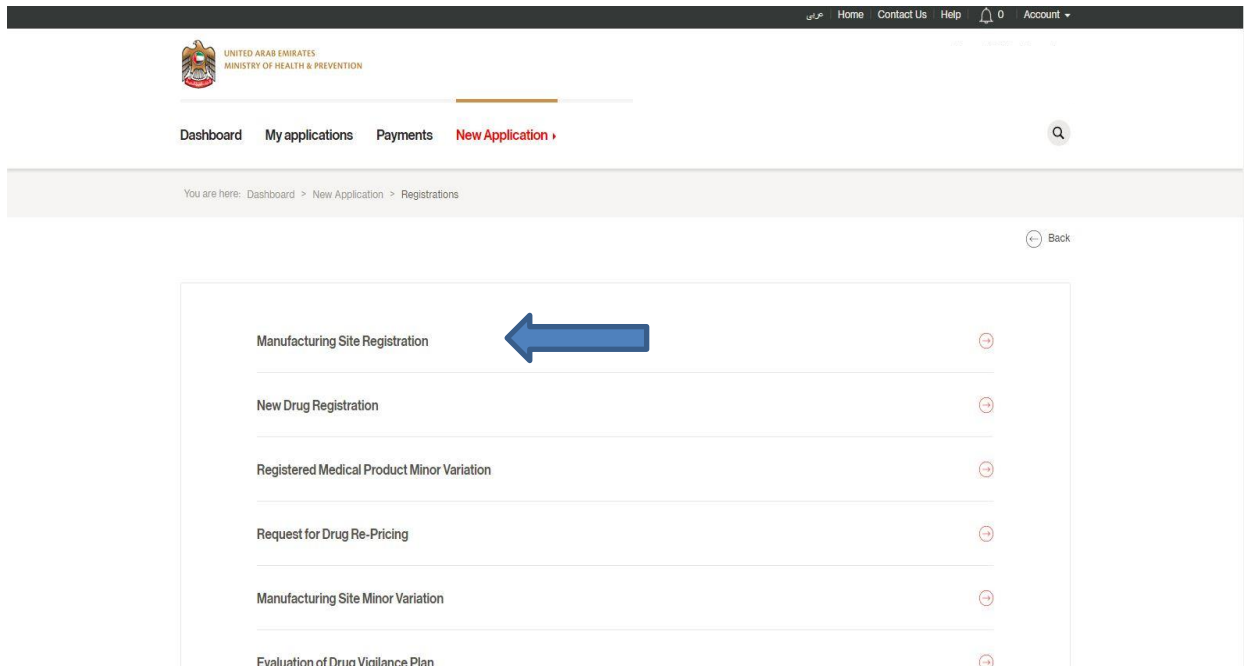
Start your application



Click on registration tile



The system takes you to the services screen, click on manufacturing site registration



And then select whether you want to register a medicine or medical devices



You are here: Dashboard > New Application > Registrations

Manufacturing Site Registration

TYPE SEARCH MAH DETAILS ATTACHMENTS

Market Authorization in Other Countries

Medicines

Medical Devices

Enter MAH Name or add new MAH by clicking on “Add new” button



You are here: Dashboard > New Application > Registrations

Manufacturing Site Registration for Medicines

TYPE SEARCH MAH DETAILS ATTACHMENTS

Search

Choose

MAH name AL HIKMA x

or

Add new



Fill all the mandatory data like company name, address, country, ...etc

Manufacturing Site Registration for Medicines

TYPE SEARCH MAH DETAILS ATTACHMENTS

MAH

Company Name *
AL HIKMA PHARMACEUTICALS

Address *
P.O.Box 182400

PO Box

Country *
JORDAN

City *
Amman

Telephone *

Email *

This field is required!

And then fill the contact person details and the financial information then click on Next

Contact Person

Name *
Omar

Address *
Dubai

City *
Dubai

Country *
UAE

Telephone *
0500000000

Email *
o@b.com

Financial Information

Date of Establishment

Capital in US \$
\$

Revenue in US \$
\$

Year

< Back

Next



Enter the site name details, manufacturing license details. GMP Certification, Activities carried out, production lines, and category of the products, and then click on Next.

Manufacturing License Details

Certificate Issuer *	AL DAR Chemicals and Drugs	Certificate Number *	12321
Issue Date *	2016/12/01	Expiry Date *	2020/12/01

GMP Certification Details

Add GMP Certification Details

Activities Carried Out *

Storage & Handling	<input type="button" value="Delete"/>
--------------------	---------------------------------------

Production Lines *

Level 1 *	Non-Sterile Products-Non Sterile Products (Dosage Forms)	Level 2 *	Liquids for internal use
-----------	--	-----------	--------------------------

Category of Products

- Conventional Medicines
- Biological Medicines
- Natural Source Medicines
- GSL Products
- Medical Devices for Humans
- Veterinary - Conventional Medicines
- Medical Gases
- Veterinary - Natural Source Medicines
- Veterinary - GSL Products
- Veterinary - Biological Medicines
- Veterinary - Medical Devices
- Other



Attach the required document then accept the terms and conditions and click on Apply

Manufacturing Site Registration for Medicines

TYPE SEARCH MAH DETAILS ATTACHMENTS

Document Attachments

A legalized letter issued by the company on its original letterhead, signed and stamped by the responsible person in the company, authorizing a person or a local establishment to submit the registration files on its behalf, to the Drug Control Department

Legalized valid Manufacturing License issued by the competent authority in country of origin

Legalized current GMP certificate issued by the competent authority in country of origin


List of the products manufactured and/or assembly by the site

Site Master file

Notarized copies of registration certificates or evidence of GMP certification from other countries where the manufacture site is registered

I accept general Terms & Conditions *

After submitting the application a successful message displayed to the user, and the permit fees is generated. The user can perform the payment from this screen by clicking over the amount, where the system directs you to the payment screen.



Your application has been successfully submitted

You will receive a confirmation by email.
You can check status the process No. 3512 on your [Dashboard](#)

Payment Online
Cost by permit amount **10100 AED**

For your convenience you can pay via bank transfer or MOH offices



Alternatively, the user can go to the payment screen in the dashboard and click over the pay button and perform the payment.

To view the application status go to dashboard, and once the permit is approved click on “Print Permit” button on the dashboard to view and print the permit.

The screenshot shows the MOHAP dashboard interface. At the top, there is a navigation bar with links for Home, Contact Us, Help, and Account. Below this is the MOHAP logo and name. The main navigation menu includes Dashboard, My applications, Payments, and New Application. A search icon is also present. The central content area features a 'Status' section with a table of applications. The table has columns for DATE, ID NO., APPLICATION TYPE, STATUS, and ACTION. The first row shows an approved application for Site Registration (Amozoline) with a 'Print Certificate' button. The second and third rows show applications in progress for Re-Export Drugs. The fourth row shows another approved application for Drug Registration (AntiDrugCapsule) with a 'Print Certificate' button. A 'View all' button is located at the bottom of the table. To the right of the table is a promotional banner for online e-services, featuring a woman at a computer and a 'Start your application' button.

DATE	ID NO.	APPLICATION TYPE	STATUS	ACTION
24/12/2017	3512	Site Registration Amozoline	APPROVED	Print Certificate
24/12/2017	3508	Re-Export Drugs	APPLICATION PROCESSING	
24/12/2017	3506	Re-Export Drugs	APPLICATION PROCESSING	
24/12/2017	3503	Drug Registration AntiDrugCapsule	APPROVED	Print Certificate

[View all](#)

Welcome to online Application e-services

[Start your application](#)



4.2 Drug Registration

Log into the system using your credentials and then click on start new application link

The screenshot shows the MOHAP dashboard with the 'New Application' menu item highlighted. Below the navigation bar, there is a 'Status' table with the following data:

DATE	ID NO.	APPLICATION TYPE	STATUS	ACTION
24/12/2017	3534	Re-Export Drugs	WAITING FOR PAYMENT	Pay
25/12/2017	3547	Authorization for Medical Product By Local Agent	APPROVED	Print Authorization
24/12/2017	3531	Authorization for Medical Product By Local Agent	APPROVED	Print Authorization
24/12/2017	3529	Request for Drug Re-Pricing	APPROVED	Print Certificate
24/12/2017	3527	Free Sale Certificate for Export Purposes CLAMOXY 457 mg / 5 ml	APPROVED	Print Certificate

On the right side of the dashboard, there is a 'Welcome to online Application e-services' banner with a 'Start your application' button. A blue arrow points from the 'New Application' menu to the 'Start your application' button.

Click on registration tile

The screenshot shows the 'New Application' page with a grid of tiles. The 'Registrations' tile is highlighted with a blue arrow. The tiles are:

- Import
- Export
- Registrations
- Issuing Certificates
- Authorizations

The breadcrumb trail at the top reads: 'You are here: Dashboard > New Application'.



The system takes you to the services screen, click on drug registration

The screenshot shows the MOHAP website dashboard. At the top, there is a navigation bar with links for Home, Contact Us, Help, and Account. Below this, the MOHAP logo and name are displayed. The main navigation menu includes Dashboard, My applications, Payments, and New Application. A search icon is also present. A breadcrumb trail indicates the current location: You are here: Dashboard > New Application > Registrations. A 'Back' button is visible. The central content area displays a list of registration services, each with a right-pointing arrow icon. A blue arrow points to the 'New Drug Registration' item.

Manufacturing Site Registration	→
New Drug Registration	→
Registered Medical Product Minor Variation	→
Request for Drug Re-Pricing	→
Manufacturing Site Minor Variation	→
Evaluation of Drug Vigilance Plan	→

Enter product details

Product Details

Trade Name *

Product Class * Product Sub Class *

Veterinary - Biological Medicines Other Biological

Description

Used for dryness of the Eye

Route of Administration

EYE

ATC Code

Indications



Add the active ingredient by clicking over add

Composition (Active Ingredients)

Please add a composition

Add



Composition (Inactive Ingredients)

Please add a composition

Add

PV

PV Officer

Name

Address

City

Country

Telephone

Email

Composition (Active Ingredients)

Substance Name *

azumolene

CAS Registration Number

64748-79-4

Quantity *

12

Quantity Unit *

ml

Reference Quantity

1

Reference Quantity Unit

5ml

Description

Other info/salt

Attachments

Browse file...



Add the inactive ingredient by clicking over add

Composition (Inactive Ingredients)

Please add a composition

←

PV

PV Officer

Name Address

City Country

Telephone Email

Attachments

Composition (Inactive Ingredients)

Substance Name *	CAS Registration Number
<input type="text" value="Parameria laevigata"/>	<input type="text" value="12/678"/>
Quantity *	Quantity Unit *
<input type="text" value="2"/>	<input type="text" value="ml"/>
Reference Quantity	Reference Quantity Unit
<input type="text" value="1"/>	<input type="text" value="5ml"/>
Function	<input type="text"/>
Additional Info	<input type="text"/>
<input type="button" value="Delete"/>	

Please add a composition (Inactive Ingredients)



And then fill the PV details and click over Next

PV

PV Officer

Name	Address
<input type="text" value="Rimone Salody"/>	<input type="text" value="Dubai"/>
City	Country
<input type="text" value="Dubai"/>	<input type="text" value="UAE"/>
Telephone	Email
<input type="text" value="050XXXXXXXX"/>	<input type="text" value="Rimone@salody.com"/>

Attachments

Add the Marketing Authorization holder in other countries details

New Drug Registration

PRODUCT ———— DETAIL ———— PRICE ———— ATTACHMENTS

Market Authorization in Other Countries

GCC DR Registration Number	GCC DR Registration Date
<input type="text" value="99812390165"/>	<input type="text" value="2016/05/11"/>
Country	Name of Regulatory Authority
<input type="text" value="JORDAN"/>	<input type="text" value="JORDAN PHARAMA"/>
Date of Approval	Date of Marketing
<input type="text" value="2017/12/03"/>	<input type="text" value="2017/12/04"/>
Attachment	
<input type="text" value="Browse file..."/>	
<input type="button" value="Delete"/>	



Fill the patent status and the pack information

Patent Status

Patent Information

Brief description of patent

Description of patent

Patent number * FR778-9012

Expiry Date 2018/11/06

Patent Holder

Name * AL Hikma Patent

Address * Amman

City * Amman

Country * JORDAN

Patent Authority

Name * HIKMA PHARMA

Address * Amman

Click on "Add" button to Add Body System

Pack Information

Pack Name * OPTICALOS

Dosage Form * Drops

Dosage Sub Form Suspension

Strength 12

Shelf Life (in months) 36

Body System (pharmacotherapies group) EYE

Body Sub System (pharmacotherapies subgroup) NATURAL SOURCE - SEE INDICATION FIELD FOR


Delete

Add another Body System

Add



Enter the Pack Size information and the MAH country of origin then click on Next

Pack Size *	Pack Unit *
20	ml
Pack Size Description *	
2 drops for infected eyes 2 times a day	
Dispensing Mode *	Dispensing Mode in Country of Origin
OTC-Pharmacy Medicine (OTC-P)	OTC-Pharmacy Medicine (OTC-P)
Primary Packaging Detail *	
Exist and explained in the leaflet	
Presentation Type	
Dropper Bottle	
Color of Pack *	
White, Orange and Violet	
Secondary Packaging Details including Outer & Inner label *	
Inside is as outside, same colors and shape	
<input type="button" value="Add Pack Size"/> 	

MAH in country of origin

Name *	Address
AL HIKMA PHARMACEUTICALS	P.O.Box 182400
City	Country
Amman	JORDAN



Add the proposed CIF price, Public price in the country of origin, public price in other countries, prices in reference book, and proposed price in GCC, by clicking over “Add price details” button and then click on Next

Proposed CIF Prices

Package Size: 20 ml

CIF Price	CIF Price Currency
29.5	U.A.E. Dirham

Public Price in Country of Origin

Pack Size *	20 ml	
Exfactory Price *	4	Currency * Jordanian Dinar
Wholesale price *	3	Currency * Jordanian Dinar
Public price *	5.5	Currency * Jordanian Dinar

Attach certificate from country of origin
Browse file...

Public Price in Other Countries

Add Price Details
Add

Prices in Reference Books

Add Price Details
Add

Proposed Prices to GCC

Add Price Details
Add

< Back Save Next



Then attach the required documents and accept the terms and conditions and click on Apply.

The screenshot shows a web form for document upload. It contains the following fields and buttons:

- Labelling information (Upload)
- Summary of Product Characteristics (SmPC) (Upload)
- Application form properly filled and signed by the qualified responsible person (MAH), and word document soft copy (Upload)
- Comprehensive Table of content (Upload)
- Covering letter (Upload)
- Add new document (button)
- Back (button)
- I accept general Terms & Conditions * (checkbox)
- Apply (red button)

At the bottom of the page, there is a footer with links for MOH Website, Privacy Policy, Accessibility Policy, Disclaimer, and Submit Feedback. A 'Get help' button is also present on the right side.

After submitting the application a successful message displayed to the user, and the permit fees is generated. The user can perform the payment from this screen by clicking over the amount, where the system directs you to the payment screen.



Your application has been successfully submitted

You will receive a confirmation by email.
You can check status the process No. 3220 on your [Dashboard](#)

Payment Online

Cost by permit amount **5100 AED**

Alternatively, the user can go to the payment screen in the dashboard and click over the pay button and perform the payment.



To view the application status go to dashboard, and once the permit is approved click on “Print Permit” button on the dashboard to view and print the permit.

The screenshot shows the MOHAP dashboard interface. At the top, there is a navigation bar with links for Home, Contact Us, Help, and Account. Below this is the MOHAP logo and name. The main navigation menu includes Dashboard, My applications, Payments, and New Application. A search icon is located on the right side of the menu.

The main content area is titled "Status" and contains a table with the following data:

DATE	ID NO.	APPLICATION TYPE	STATUS	ACTION
13/12/2017	3220	Drug Registration OPHTHALMOS	APPROVED	Print Certificate
13/12/20...	3223	PV Plan	APPROVED	Print Approval Letter
13/12/20...	3221	Stability Review	APPROVED	
13/12/20...	3222	BE Review	APPROVED	
13/12/2017	3217	Free Sale Certificate for Export Purposes Kenicet™	WAITING FOR APPROVAL	

Below the table is a "View all" button. A blue arrow points from the "APPROVED" status of the first row to the "Print Certificate" button.

On the right side of the dashboard, there is a banner with the text "Welcome to online Application e-services" and a "Start your application" button. The banner features an image of a woman in a hijab sitting at a desk with a computer.



4.3 Registered medical product minor variation

Log into the system using your credentials and then click on start new application link

The screenshot shows the MOHAP dashboard with the 'New Application' menu item highlighted. A blue arrow points to this menu item. Below the navigation bar is a table titled 'Status' with the following data:

DATE	ID NO.	APPLICATION TYPE	STATUS	ACTION
24/12/2017	3534	Re-Export Drugs	WAITING FOR PAYMENT	Pay
25/12/2017	3547	Authorization for Medical Product By Local Agent	APPROVED	Print Authorization
24/12/2017	3531	Authorization for Medical Product By Local Agent	APPROVED	Print Authorization
24/12/2017	3529	Request for Drug Re-Pricing	APPROVED	Print Certificate
24/12/2017	3527	Free Sale Certificate for Export Purposes CLAMOX 457 mg / 5 ml	APPROVED	Print Certificate

On the right side of the dashboard, there is a 'Welcome to online Application e-services' banner with a 'Start your application' button. A blue arrow points to this button.

Click on registration tile

The screenshot shows the 'New Application' page with a grid of five tiles: 'Import', 'Export', 'Registrations', 'Issuing Certificates', and 'Authorizations'. A blue arrow points to the 'Registrations' tile.



The system takes you to the services screen, click on drug registration

The screenshot shows the top navigation bar with links for Home, Contact Us, Help, and Account. Below it is the MOHAP logo and a main navigation menu with options: Dashboard, My applications, Payments, and New Application. A search icon is visible on the right. A breadcrumb trail indicates the current location: Dashboard > New Application > Registrations. A 'Back' button is located at the bottom right of the navigation area.

This screenshot displays a list of registration services. The items are: Manufacturing Site Registration, New Drug Registration, Registered Medical Product Minor Variation, Request for Drug Re-Pricing, Manufacturing Site Minor Variation, and Evaluation of Drug Vigilance Plan. Each item has a right-pointing arrow icon. A large blue arrow points to the 'Registered Medical Product Minor Variation' option.

Start type the product name, the system will filter the results based on the entered characters

This screenshot shows the search interface for 'Registered Medical Product Minor Variation'. At the top, there are tabs for SEARCH, PRODUCT, DETAIL, PRICE, SUMMARY, and ATTACHMENTS. Below the tabs is a 'Product Name' section with a search input field. The input field contains the placeholder text 'Start typing product name...'. A large blue arrow points to this input field. At the bottom of the page, there is a 'Get help' button and a footer with copyright information for 2017.



Modify the data of the drug to the desired change; you can reach to more information on the product by navigating over the product tabs. Or by clicking on next button at the bottom of the page, please note that if there is any mandatory field empty, then you need to enter the correct values.

Registered Medical Product Minor Variation

SEARCH — PRODUCT — DETAIL — PRICE — SUMMARY — ATTACHMENTS

Minor Variation Type:

Minor Variation Type

Product Details

Trade Name *

CLAMOX

Product Class

Conventional Medicines

Product Sub Class

N/A

Description

Route of Administration

ORAL



The summary page shows the changes or modifications done on the application, where it shows the application and the new value so you can review the changes one more time before submitting it to MOHAP for review. The old data highlighted in pink and the new data is highlighted in blue

Registered Medical Product Minor Variation

SEARCH — PRODUCT — DETAIL — PRICE — SUMMARY — ATTACHMENTS

Summary

Product Details

Trade Name:	CLAMOX	CLAMOX
Product Class:	Conventional Medicines	Conventional Medicines
Product Sub Class:	N/A	N/A
Description:	---	---

Route of Administration:

ORAL	
	NASAL

Composition (Active Ingredients)

Substance Name clavulanic acid Quantity 125 Description Diluted Potassium Clavulanate BP 300.6 mg	Substance Name clavulanic acid Quantity 125 Description Diluted Potassium Clavulanate BP 300.6 mg
---	---

After you review the changes, click on next to attach the supportive documents and to perform the payment.

Public Price in Country of Origin

Exfactory Price 36.8 Currency U.A.E. Dirham Wholesale Price 0 Currency U.A.E. Dirham Public Price 0 Currency U.A.E. Dirham	
	Pack Size 12 Exfactory Price 36.8 Currency U.A.E. Dirham Wholesale Price 0 Currency U.A.E. Dirham Public Price 0 Currency U.A.E. Dirham

Public Price in Other Countries

Prices in Reference Books

Public Price in Country of Origin

← Back Save Next



Attach the support documents and accept the terms and conditions, the click over apply

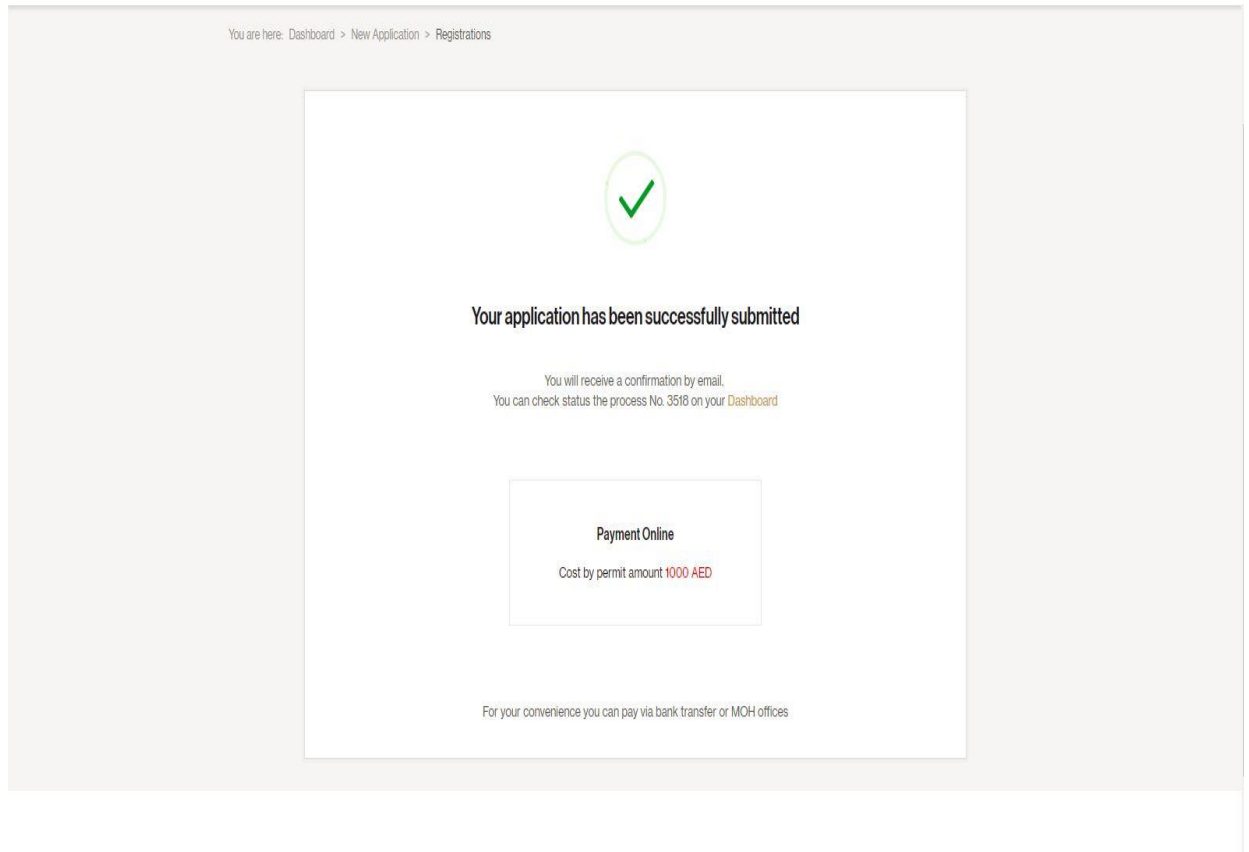
Patent letter with copy of the patent references	Upload
Registration and Marketing status in other countries (with copies of registration certificates)	Upload
Original legalised Price Certificate	Upload
Other documents related for Price (Comparative studies)	Upload
Responses to questions and other requested documents (Updates, questions, queries)	Upload
Summary and Protocol of the Bioequivalence study	Upload
Approval of the Bioequivalence study by the Health Authorities	Upload
Module 2	Upload
Module 3	Upload
Module 4	Upload
Add new document	
← Back	

I accept general Terms & Conditions *

[Apply](#)



After submitting the application a successful message displayed to the user, and the permit fees is generated. The user can perform the payment from this screen by clicking over the amount, where the system directs you to the payment screen.



Alternatively, the user can go to the payment screen in the dashboard and click over the pay button and perform the payment.



To view the application status go to dashboard, and once the permit is approved click on “Print Permit” button on the dashboard to view and print the permit.

The screenshot shows the MOHAP dashboard interface. At the top, there is a navigation bar with links for Home, Contact Us, Help, and Account. Below this, the dashboard title and navigation tabs (Dashboard, My applications, Payments, New Application) are visible. The main content area features a 'Status' section with a table of applications. A blue arrow points to the 'Print Certificate' button for the first application, which is in 'APPROVED' status. To the right, there is a promotional banner for online application services with a 'Start your application' button. Below the status table, there is a 'Renewals' section.

DATE	ID NO.	APPLICATION TYPE	STATUS	ACTION
24/12/2017	3518	Registered Medical Product Minor Variation CLAMOX 625mg	APPROVED	Print Certificate
24/12/2017	3519	Request for Drug Re-Pricing	WAITING FOR APPROVAL	
24/12/2017	3512	Site Registration Amoxicillin	APPROVED	Print Certificate
24/12/2017	3508	Re-Export Drugs	APPLICATION PROCESSING	
24/12/2017	3506	Re-Export Drugs	APPLICATION PROCESSING	



4.4 Request for drug Re-Pricing

Log into the system using your credentials and then click on start new application link

The screenshot shows the 'My applications' dashboard. At the top, there is a navigation bar with 'Dashboard', 'My applications', 'Payments', and 'New Application'. A blue arrow points to the 'New Application' link. Below the navigation bar is a 'Status' table with columns for DATE, ID NO., APPLICATION TYPE, STATUS, and ACTION. The table contains five rows of application data. To the right of the table is a 'Welcome to online Application e-services' banner featuring a woman at a computer and a red 'Start your application' button. A blue arrow points to this button.

DATE	ID NO.	APPLICATION TYPE	STATUS	ACTION
24/12/2017	3534	Re-Export Drugs	WAITING FOR PAYMENT	Pay
25/12/2017	3547	Authorization for Medical Product By Local Agent	APPROVED	Print Authorization
24/12/2017	3531	Authorization for Medical Product By Local Agent	APPROVED	Print Authorization
24/12/2017	3529	Request for Drug Re-Pricing	APPROVED	Print Certificate
24/12/2017	3527	Free Sale Certificate for Export Purposes CLAMOX 457 mg / 5 ml	APPROVED	Print Certificate

Click on registration tile

The screenshot shows the 'New Application' page. At the top, there is a navigation bar with 'Dashboard', 'My applications', 'Payments', and 'New Application'. Below the navigation bar is a breadcrumb trail: 'You are here: Dashboard > New Application'. The main content area contains a grid of five application tiles: 'Import', 'Export', 'Registrations', 'Issuing Certificates', and 'Authorizations'. A blue arrow points to the 'Registrations' tile.



The system takes you to the services screen, click on drug registration

The screenshot shows the user interface of the Ministry of Health & Prevention website. At the top, there is a navigation bar with links for Home, Contact Us, Help, and Account. Below this is the Ministry's logo and name. A main navigation menu includes Dashboard, My applications, Payments, and New Application. A breadcrumb trail indicates the user's path: Dashboard > New Application > Registrations. A list of registration services is displayed, with 'Request for Drug Re-Pricing' highlighted by a blue arrow pointing to it. Other services listed include Manufacturing Site Registration, New Drug Registration, Registered Medical Product Minor Variation, Manufacturing Site Minor Variation, and Evaluation of Drug Vigilance Plan.

Start type the product name, the system filters the products based on the entered characters

The screenshot shows the 'Request for Drug Re-Pricing' form. The page title is 'Request for Drug Re-Pricing'. Below the title, there is a search bar with the placeholder text 'Start typing product name...'. The search bar is labeled 'Product name:'. Above the search bar, there are tabs for 'SEARCH', 'PRODUCT', and 'ATTACHMENTS'. The search bar is currently active, and the system is filtering products based on the entered characters.



Enter the new proposed CIF price, select the currency, and provide the reason of repricing and then click on Next

Dispensing Mode
Prescription Only Medicine (POM)

Current CIF
8.9

Current CIF Currency
U.S. Dollar

New Proposed CIF Price

Proposed CIF *
20

Proposed Currency *
U.A.E. Dirham

Reason for Repricing
Increment of the price from the manufacturer

[← Back](#) [Next](#)



Upload the support documents; accept the terms and conditions and then click on Apply button

Dashboard My applications Payments **New Application** Q

You are here: Dashboard > New Application > Registrations

Request for Drug Re-Pricing

SEARCH _____ PRODUCT _____ ATTACHMENTS _____

Document Attachments

Certificate of pricing of pharmaceutical product issued by the company Upload

Add new document

< Back


I accept general Terms & Conditions *

Apply

After submitting the application a successful message displayed to the user, and the permit fees is generated. The user can perform the payment from this screen by clicking over the amount, where the system directs you to the payment screen.

Dashboard My applications Payments **New Application** Q

You are here: Dashboard > New Application > Registrations



Your application has been successfully submitted

You will receive a confirmation by email.
You can check status the process No. 3519 on your [Dashboard](#)

Payment Online
Cost by permit amount **1000 AED**

For your convenience you can pay via bank transfer or MOH offices



Alternatively, the user can go to the payment screen in the dashboard and click over the pay button and perform the payment.

Navigate to the dashboard to view the status of the application; the initial status will be “Waiting for approval”

The screenshot shows the MOHAP dashboard interface. At the top, there is a navigation bar with links for Home, Contact Us, Help, and Account. Below this is the MOHAP logo and a search bar. The main navigation menu includes Dashboard, My applications, Payments, and New Application. The central content area features a 'Status' section with a table of applications. To the right, there is a promotional banner for online application services with a 'Start your application' button. Below the status table, there is a 'Renewals' section.

DATE	ID NO.	APPLICATION TYPE	STATUS	ACTION
24/12/2017	3519	Request for Drug Re-Pricing	WAITING FOR APPROVAL	
24/12/2017	3518	Registered Medical Product Minor Variation CLAMOX 625mg	WAITING FOR APPROVAL	
24/12/2017	3512	Site Registration Amoxicline	APPROVED	Print Certificate
24/12/2017	3508	Re-Export Drugs	APPLICATION PROCESSING	
24/12/2017	3506	Re-Export Drugs	APPLICATION PROCESSING	

View all

Renewals

Welcome to online Application e-services

Start your application



After MOH approve the permit, the application status will be changed to waiting for price review, and a new button is displayed next to the application to review the approved price by MOH, You can do the following,

- Accept MOH approved price → click over “Approve” button.
- Do not accept the price and request for appeal → click over “Appeal” button.

The screenshot shows the 'My applications' section of the MOH website. A table lists several applications with their dates, IDs, types, and current statuses. The first application, 'Request for Drug Re-Pricing' (ID: 3519), has a status of 'WAITING FOR PRICE REVIEW'. A blue arrow points to the 'Price Review' button in the 'ACTION' column for this application. Other applications include 'Registered Medical Product Minor Variation' (ID: 3518, APPROVED), 'Site Registration' (ID: 3512, APPROVED), and two 'Re-Export Drugs' applications (IDs: 3508 and 3506, APPLICATION PROCESSING). A 'View all' button is located below the table. To the right, there is a 'Welcome to online Application e-services' banner with a 'Start your application' button.

DATE	ID NO.	APPLICATION TYPE	STATUS	ACTION
24/12/2017	3519	Request for Drug Re-Pricing	WAITING FOR PRICE REVIEW	Price Review
24/12/2017	3518	Registered Medical Product Minor Variation CLAMICK 625mg	APPROVED	Print Certificate
24/12/2017	3512	Site Registration Amoxicline	APPROVED	Print Certificate
24/12/2017	3508	Re-Export Drugs	APPLICATION PROCESSING	
24/12/2017	3506	Re-Export Drugs	APPLICATION PROCESSING	

Click over “Appeal” button

This screenshot shows the same dashboard as above, but with a 'Price Review' modal window open. The modal displays 'Price: 0.0' and has two buttons: 'Appeal' and 'Approve'. A blue arrow points to the 'Appeal' button. The background dashboard is dimmed, showing the same table of applications and the 'Welcome to online Application e-services' banner.



Click over “Pay” button, the system takes you to the payment screen, do the payment and wait till MOH review the application again.

The screenshot shows the user interface of the MOHAP system. At the top, there is a navigation bar with links for Home, Contact Us, Help, and Account. Below this is the MOHAP logo and a search bar. The main navigation menu includes Dashboard, My applications, Payments, and New Application. The central area is titled 'Status' and contains a table of applications. A blue arrow points to the 'Pay' button for the first application, 'Request for Drug Re-Pricing', which has a status of 'WAITING FOR PAYMENT'. Other applications in the table include 'Registered Medical Product Minor Variation' (APPROVED), 'Site Registration' (highlighted), and two 'Re-Export Drugs' applications (APPLICATION PROCESSING). To the right of the table is a 'Renewals' section. On the far right, there is a 'Welcome to online Application e-services' banner with a 'Start your application' button.

DATE	ID NO.	APPLICATION TYPE	STATUS	ACTION
24/12/2017	3519	Request for Drug Re-Pricing	WAITING FOR PAYMENT	Pay
24/12/2017	3518	Registered Medical Product Minor Variation CLAMOXI 625mg	APPROVED	Print Certificate
24/12/2017	3512	Site Registration Amoxiline	APPROVED	Print Certificate
24/12/2017	3508	Re-Export Drugs	APPLICATION PROCESSING	
24/12/2017	3506	Re-Export Drugs	APPLICATION PROCESSING	

The status of the request will be “Waiting for approval”

This screenshot is similar to the previous one, but the status of the 'Request for Drug Re-Pricing' application has changed to 'WAITING FOR APPROVAL'. The 'Pay' button is no longer present, and the 'Print Certificate' button is now visible for this application. The rest of the interface, including the navigation bar, menu, and banners, remains the same.

DATE	ID NO.	APPLICATION TYPE	STATUS	ACTION
24/12/2017	3519	Request for Drug Re-Pricing	WAITING FOR APPROVAL	
24/12/2017	3518	Registered Medical Product Minor Variation CLAMOXI 625mg	APPROVED	Print Certificate
24/12/2017	3512	Site Registration Amoxiline	APPROVED	Print Certificate
24/12/2017	3508	Re-Export Drugs	APPLICATION PROCESSING	
24/12/2017	3506	Re-Export Drugs	APPLICATION PROCESSING	



After MOH review, the application status will change to “Waiting for Price Review” and the “Price Review” button is enabled again.

The screenshot shows the user interface of the MOHAP system. At the top, there is a navigation bar with links for 'Home', 'Contact Us', 'Help', and 'Account'. Below this is a search bar and a navigation menu with 'Dashboard', 'My applications', 'Payments', and 'New Application'. The main content area is divided into two sections: 'Status' and 'Renewals'. The 'Status' section contains a table with the following data:

DATE	ID NO.	APPLICATION TYPE	STATUS	ACTION
24/12/2017	3519	Request for Drug Re-Pricing	WAITING FOR PRICE REVIEW	Price Review
24/12/2017	3518	Registered Medical Product Minor Variation CLAMOX 625mg	APPROVED	Print Certificate
24/12/2017	3512	Site Registration Amoxicline	APPROVED	Print Certificate
24/12/2017	3508	Re-Export Drugs	APPLICATION PROCESSING	
24/12/2017	3506	Re-Export Drugs	APPLICATION PROCESSING	

Below the table is a 'View all' button. To the right of the table is a promotional banner that says 'Welcome to online Application e-services' and features a woman working at a computer. Below the banner is a red button that says 'Start your application'.



Click on the Price review button and the click on approve

The screenshot shows a web application interface. At the top, there is a navigation bar with 'Home', 'Contact Us', 'Help', and 'Account'. Below this is a header with the ministry's logo and name. The main content area is divided into sections: 'Dashboard', 'My applications', and 'Renewals'. A modal dialog box titled 'Price Review' is open, showing a price of '15' and two buttons: 'Close' and 'Approve'. A blue arrow points to the 'Approve' button. In the background, a table lists applications with columns for 'DATE', 'ID NO.', 'APPLICATION TYPE', 'STATUS', and 'ACTION'. The first row shows a 'Request for Drug Re-Pricing' with a status of 'WAITING FOR PRICE REVIEW' and a 'Price Review' button.

After approving the permit, you need to pay the permit fees and then you will be able to print the permit

The screenshot shows the same web application interface. The 'Price Review' modal is no longer present. The 'Status' table now shows the 'Request for Drug Re-Pricing' application with a status of 'WAITING FOR PAYMENT' and a 'Pay' button. A blue arrow points to the 'Pay' button. The 'New Application' button in the navigation bar is highlighted with a red border. The table also shows other applications with statuses 'APPROVED' and 'APPLICATION PROCESSING'.



Print the permit by clicking on Print Certificate button

The screenshot shows the user interface of the MOHAP online application system. At the top, there is a navigation bar with links for Home, Contact Us, Help, and Account. Below this is a header with the MOHAP logo and the text 'UNITED ARAB EMIRATES MINISTRY OF HEALTH & PREVENTION'. The main navigation menu includes 'Dashboard', 'My applications', 'Payments', and 'New Application'. A search icon is also present.

The 'Status' section displays a table of applications:

DATE	ID NO.	APPLICATION TYPE	STATUS	ACTION
24/12/2017	3519	Request for Drug Re-Pricing	APPROVED	Print Certificate
24/12/2017	3518	Registered Medical Product Minor Variation (CLINICAL Editing)	APPROVED	Print Certificate
24/12/2017	3512	Site Registration (Prescription)	APPROVED	Print Certificate
24/12/2017	3508	Re-Export Drugs	APPLICATION PROCESSING	
24/12/2017	3505	Re-Export Drugs	APPLICATION PROCESSING	

Below the table is a 'View all' button. To the right of the table is a promotional banner that says 'Welcome to online Application e-services' with a photo of a woman and a 'Start your application' button.

At the bottom of the screenshot, the 'Renewals' section is partially visible.



4.5 Manufacturing site minor variation

Log into the system using your credentials and then click on start new application link

Dashboard My applications Payments **New Application**

DATE	ID NO.	APPLICATION TYPE	STATUS	ACTION
24/12/2017	3534	Re-Export Drugs	WAITING FOR PAYMENT	Pay
25/12/2017	3547	Authorization for Medical Product By Local Agent	APPROVED	Print Authorization
24/12/2017	3531	Authorization for Medical Product By Local Agent	APPROVED	Print Authorization
24/12/2017	3529	Request for Drug Re-Pricing	APPROVED	Print Certificate
24/12/2017	3527	Free Sale Certificate for Export Purposes CLAMOX 457 mg / 5 ml	APPROVED	Print Certificate

View all

Welcome to online Application e-services

Start your application

Click on registration tile

Dashboard My applications Payments **New Application**

You are here: Dashboard > New Application

Import Export Registrations Issuing Certificates Authorizations



The system takes you to the services screen, click on drug registration

The screenshot shows the MOHAP website interface. At the top, there is a navigation bar with links for Home, Contact Us, Help, and Account. Below this is a header with the MOHAP logo and name. A main navigation menu includes Dashboard, My applications, Payments, and New Application. A breadcrumb trail indicates the current path: Dashboard > New Application > Registrations. A list of registration services is displayed, with 'Manufacturing Site Minor Variation' highlighted by a blue arrow. Other services include Manufacturing Site Registration, New Drug Registration, Registered Medical Product Minor Variation, Request for Drug Re-Pricing, and Evaluation of Drug Vigilance Plan.

Select Medicines or Medical Devices and then click “Next”

The screenshot shows the 'Manufacturing Site Minor Variation for Medicines' screen. At the top, there is a navigation bar with links for TYPE, SEARCH, MAH, DETAILS, SUMMARY, and ATTACHMENTS. Below this is a section titled 'Market Authorization in Other Countries'. Two buttons are visible: 'Medicines' (which is highlighted in grey) and 'Medical Devices'. A 'Next' button is located at the bottom right of the screen.



Start typing the site name, the system filters the sites based on the entered characters

Manufacturing Site Minor Variation for Medical Devices

TYPE ——— SEARCH ——— MAH ——— DETAILS ——— SUMMARY ——— ATTACHMENTS

Search

Choose:

MAufacturing Site name: Start typing MAufacturing Site name...

Modify the data of the drug to the desired change; you can reach to more information on the product by navigating over the product tabs. Or by clicking on next button at the bottom of the page, please note that if there is any mandatory field empty, then you need to enter the correct values.



Once you make sure that the changes are correct, click on next to attach the supportive documents and to perform the payment

Activities Carried Out

	Batch releaser (certification)
--	--------------------------------

Production Lines

Level 1 Sterile Products-Aseptically prepared (Dosage Forms) Level 2 Lyophilisates	Level 1 Sterile Products-Ternally Sterilized (Dosage Forms) Level 2 Lyophilisates
Level 1 Sterile Products-Ternally Sterilized (Dosage Forms) Level 2 Lyophilisates	Level 1 Sterile Products-Ternally Sterilized (Dosage Forms) Level 2 Lyophilisates

Category of Products

Conventional Medicines	Conventional Medicines
------------------------	------------------------

List of other Manufacturing site (s) subsidiary/contracted with the company

Quality Management System

Type of an established:	---	---
Company Name:	---	---
Address:	---	---
PO Box:	---	---
Country:	---	---
City:	---	---

Countries that Devices are approved and sold

Documentation Procedures



Attach the required document, accept the terms and conditions and then click on Apply

Manufacturing Site Minor Variation for Medical Devices

TYPE SEARCH MAH DETAILS SUMMARY ATTACHMENTS

Document Attachments

A legalized letter issued by the company on its original letterhead, signed and stamped by the responsible person in the company, authorizing a person or a local establishment to submit the registration files on its behalf, to the Drug Control Departmenten

Legalized valid Manufacturing License issued by the competent authority in country of origin

Legalized current GMP certificate issued by the competent authority in country of origin

List of the products manufactured and/or assembly by the site

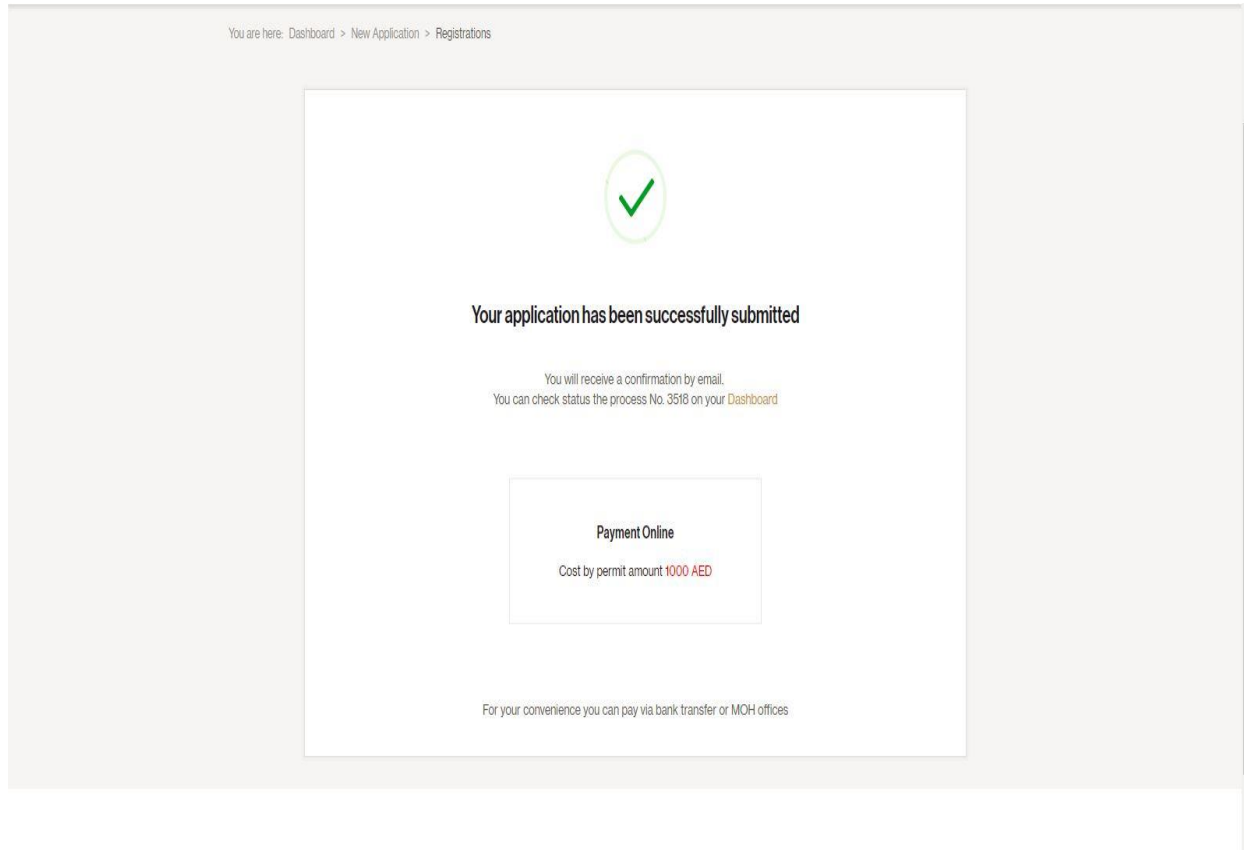
Site Master file

Notarized copies of registration certificates or evidence of GMP certification from other countries where the manufacture site is registered

I accept general [Terms & Conditions](#) *



After submitting the application a successful message displayed to the user, and the permit fees is generated. The user can perform the payment from this screen by clicking over the amount, where the system directs you to the payment screen.



Alternatively, the user can go to the payment screen in the dashboard and click over the pay button and perform the payment.



To view the application status go to dashboard, and once the permit is approved click on “Print Permit” button on the dashboard to view and print the permit.

Header: عربي Home Contact Us Help 0 Account

UNITED ARAB EMIRATES MINISTRY OF HEALTH & PREVENTION

Name: NEW MEDICAL CENTRE TRADING
License: 1275 (Invalid Date)
Address: MUSSAFAH MUSSAFAH 9 SOLTAN MOHAMED SALEM , Abu Dhabi 6222, UAE

Dashboard My applications Payments **New Application**

Status

DATE	ID NO.	APPLICATION TYPE	STATUS	ACTION
26/12/2017	3602	Manufacturing Site Minor Variation INSTITUTO BIOCHIMICON PAVESE PHARMA I.B.P	APPROVED	Print Certificate
26/12/2017	3599	Authorization for Medical Product By Local Agent	WAITING FOR APPROVAL	
26/12/2017	3597	Authorization for Medical Product By Local Agent	APPROVED	Print Authorization
26/12/2017	3596	Authorization for Medical Product By Local Agent	WAITING FOR APPROVAL	
26/12/2017	3595	Authorization for Medical Product By Local Agent	WAITING FOR APPROVAL	

[View all](#)

Welcome to online Application e-services

Start your application



4.6 Evaluation of drug vigilance plan

Log into the system using your credentials and then click on start new application link

The screenshot shows the MOHAP dashboard with a navigation menu at the top: Dashboard, My applications, Payments, and **New Application** (highlighted with a blue arrow). Below the menu is a 'Status' table with the following data:

DATE	ID NO.	APPLICATION TYPE	STATUS	ACTION
24/12/2017	3534	Re-Export Drugs	WAITING FOR PAYMENT	Pay
25/12/2017	3547	Authorization for Medical Product By Local Agent	APPROVED	Print Authorization
24/12/2017	3531	Authorization for Medical Product By Local Agent	APPROVED	Print Authorization
24/12/2017	3529	Request for Drug Re-Pricing	APPROVED	Print Certificate
24/12/2017	3527	Free Sale Certificate for Export Purposes CLAMOXY 457 mg / 5 ml	APPROVED	Print Certificate

Below the table is a 'View all' button. To the right of the table is a promotional banner for 'Welcome to online Application e-services' featuring a woman at a computer and a red 'Start your application' button, which is pointed to by a blue arrow.

Click on registration tile

The screenshot shows the 'New Application' page with a navigation menu at the top: Dashboard, My applications, Payments, and **New Application** (highlighted with a blue arrow). Below the menu is a breadcrumb trail: 'You are here: Dashboard > New Application'. The main content area contains a grid of five application tiles:

- Import
- Export
- Registrations** (highlighted with a blue arrow)
- Issuing Certificates
- Authorizations



The system takes you to the services screen, click on drug registration

عربي Home Contact Us Help 0 Account

UNITED ARAB EMIRATES
MINISTRY OF HEALTH & PREVENTION

Dashboard My applications Payments **New Application**

You are here: Dashboard > New Application > Registrations

Manufacturing Site Registration	
New Drug Registration	
Registered Medical Product Minor Variation	
Request for Drug Re-Pricing	
Manufacturing Site Minor Variation	
Evaluation of Drug Vigilance Plan	



Start typing the product name, the system will filter the products based on the entered characters.

The screenshot shows the MOHAP website interface. At the top, there is a navigation menu with 'Dashboard', 'My applications', 'Payments', and 'New Application'. Below the menu, there is a breadcrumb trail: 'You are here: Dashboard > New Application > Registrations'. The main heading is 'Evaluation of Drug Vigilance Plan'. Below this, there is a search bar with the label 'Product' and a placeholder text 'Start typing product name...'. At the bottom of the page, there is a 'Get help' button and a footer with copyright information.

Fill the PV details and then click on Next.

The screenshot shows the 'PV Officer' form on the MOHAP website. The form is divided into several sections:

- Package Size Description:** 70ml Plastic Bottle
- Package Size:** 70
- Package Size Unit:** ml
- Shelf Life:** 24
- Storage Conditions Text:** Store the powder in a dry place between 15°C-25°C. After reconstitution, keep in a refrigerator and use within 7 days.
- PV Officer Details:**
 - Name:** DR. ASMA HAMMAD
 - Address:** Bayader Wadi Al Seer, P.O. BOX 182400, Amman 11118, JORDAN
 - City:** Amman
 - Country:** JORDAN
 - Telephone:** +96265802900
 - Email:** mohap.notifications@tuatara.pl

At the bottom of the form, there are two buttons: 'Back' and 'Next'.



Attach the support documents, accept terms and conditions and then click on Apply.

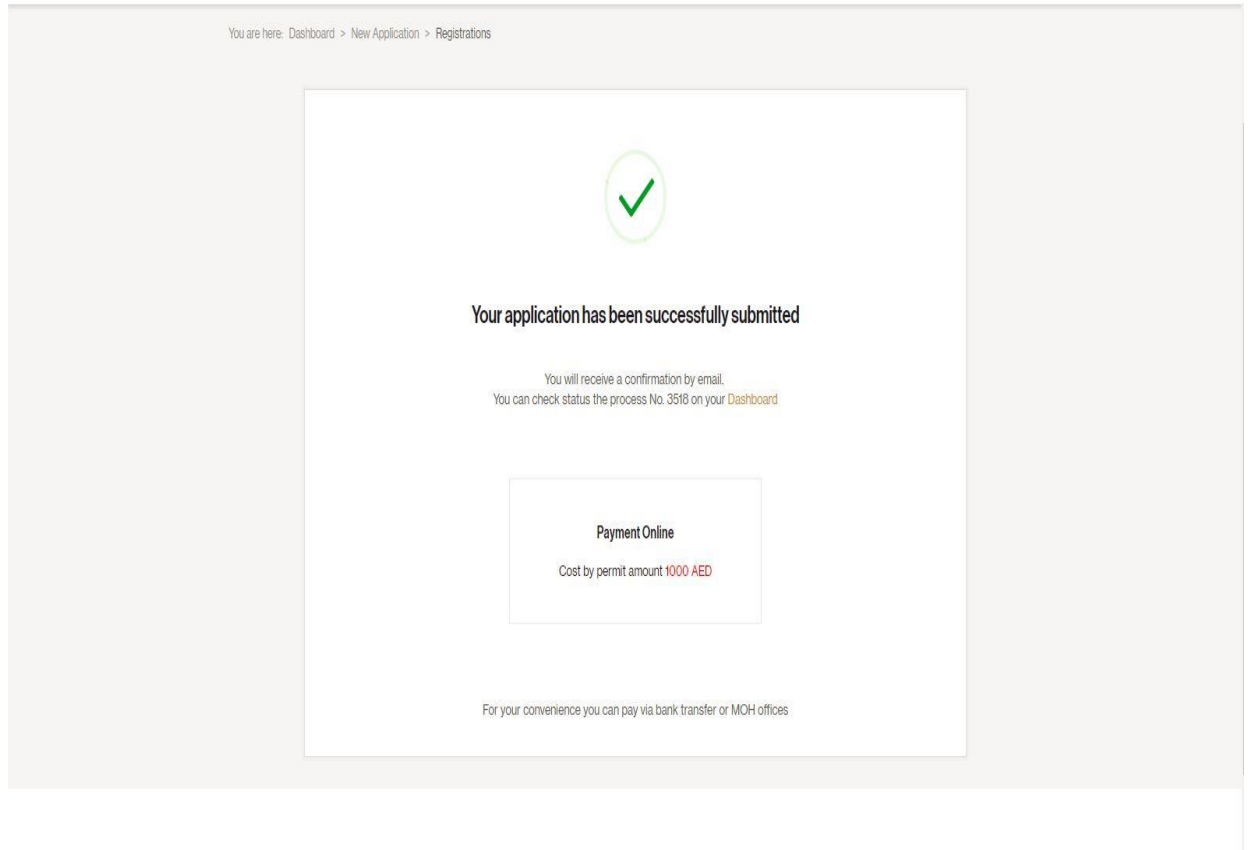
Periodic Drug Safety Reports (PSUR)	View	Upload
Special case safety requirements for patients (individual case Safety Special Situation)	View	Upload
Individual Cases Reporting (ICSRs)	View	Upload
Plan to reduce and manage drug risks	View	Upload
Epidemics science	View	Upload
Identify potential drug interactions with other foods and drugs for each class	View	Upload
Side effects / adverse drug reactions	View	Upload
Clinical and non-clinical studies of drug safety	View	Upload
Quality Management System	View	Upload
Organizational structure of the company	View	Upload
Pharmaceutical vigilance plan for the company	View	Upload
The role of the qualified person as an alert vigilant	View	Upload
Monitoring compliance and medical inspection	View	Upload
Add new document		
← Back		

I accept general Terms & Conditions *

[Apply](#)



After submitting the application a successful message displayed to the user, and the permit fees is generated. The user can perform the payment from this screen by clicking over the amount, where the system directs you to the payment screen.



Alternatively, the user can go to the payment screen in the dashboard and click over the pay button and perform the payment.



To view the application status go to dashboard, and once the permit is approved click on “Print Permit” button on the dashboard to view and print the permit.

The screenshot shows the MOHAP dashboard interface. At the top, there is a navigation bar with links for Home, Contact Us, Help, and Account. Below this is the MOHAP logo and a search icon. The main navigation menu includes Dashboard, My applications, Payments, and New Application. The central content area features a 'Status' table with columns for DATE, ID NO., APPLICATION TYPE, STATUS, and ACTION. The table lists five applications, all with a status of 'APPROVED' or 'APPLICATION PROCESSING'. A 'View all' button is located at the bottom of the table. To the right of the table is a promotional banner for 'Welcome to online Application e-services' featuring a woman at a computer and a 'Start your application' button.

DATE	ID NO.	APPLICATION TYPE	STATUS	ACTION
24/12/2017	3523	Evaluation of Drug Vigilance Plan	APPROVED	Print Approval Letter
24/12/2017	3519	Request for Drug Re-Pricing	APPROVED	Print Certificate
24/12/2017	3518	Registered Medical Product Minor Variation CLAMOX 625mg	APPROVED	Print Certificate
24/12/2017	3512	Site Registration Amoxicillin	APPROVED	Print Certificate
24/12/2017	3508	Re-Export Drugs	APPLICATION PROCESSING	



5 Issuing Certificates

Under the Issuing Certificates tile, you will find the following services:

- Pricing Certificate
- Certificate of Pharmaceutical Product (CPP) for Export Purposes
- Free Sale Certificate for Export Purposes

5.1 Pricing Certificate

Log into the system using your credentials and then click on start new application link

Dashboard My applications Payments **New Application** ▾

DATE	ID NO.	APPLICATION TYPE	STATUS	ACTION
24/12/2017	3534	Re-Export Drugs	WAITING FOR PAYMENT	Pay
25/12/2017	3547	Authorization for Medical Product By Local Agent	APPROVED	Print Authorization
24/12/2017	3531	Authorization for Medical Product By Local Agent	APPROVED	Print Authorization
24/12/2017	3529	Request for Drug Re-Pricing	APPROVED	Print Certificate
24/12/2017	3527	Free Sale Certificate for Export Purposes CLAMOX 457 mg / 5 ml	APPROVED	Print Certificate

View all

Welcome to online Application e-services

Start your application



Click on Issuing Certificates tile

The screenshot shows the user interface of the Ministry of Health & Prevention website. At the top, there is a navigation bar with links for 'Home', 'Contact Us', 'Help', and 'Account'. Below this is the main header with the ministry's logo and name. A secondary navigation bar contains 'Dashboard', 'My applications', 'Payments', and 'New Application'. A breadcrumb trail indicates the user's current location: 'You are here: Dashboard > New Application'. The main content area features five large tiles: 'Import', 'Export', 'Registrations', 'Issuing Certificates', and 'Authorizations'. A blue arrow points to the 'Issuing Certificates' tile.

Then click on pricing certificate

This screenshot shows the 'Issuing Certificates' page. The breadcrumb trail is updated to 'You are here: Dashboard > New Application > Issuing Certificates'. The main content area displays a list of certificate types: 'Pricing Certificate', 'Certificate of Pharmaceutical Product (CPP) for Export Purposes', and 'Free Sale Certificate for Export Purposes'. A blue arrow points to the 'Pricing Certificate' option. At the bottom of the page, there is a footer with links for 'MOH Website', 'Privacy Policy', 'Accessibility Policy', 'Disclaimer', and 'Submit Feedback'. A 'Get help' button is also present.



Start typing the product name, the system filters the product based on the entered characters

Dashboard My applications Payments **New Application** Q

You are here: Dashboard > New Application > Issuing Certificates

Pricing Certificate

SEARCH PRODUCT

Product Name

Product name Start typing product

Review product data and accept terms and conditions, and then click on Apply button

Pack Size	Dispensing Mode
100	Prescription Only Medicine (POM)
Cif Price	Cif Price Currency
34.4	Swiss Franc

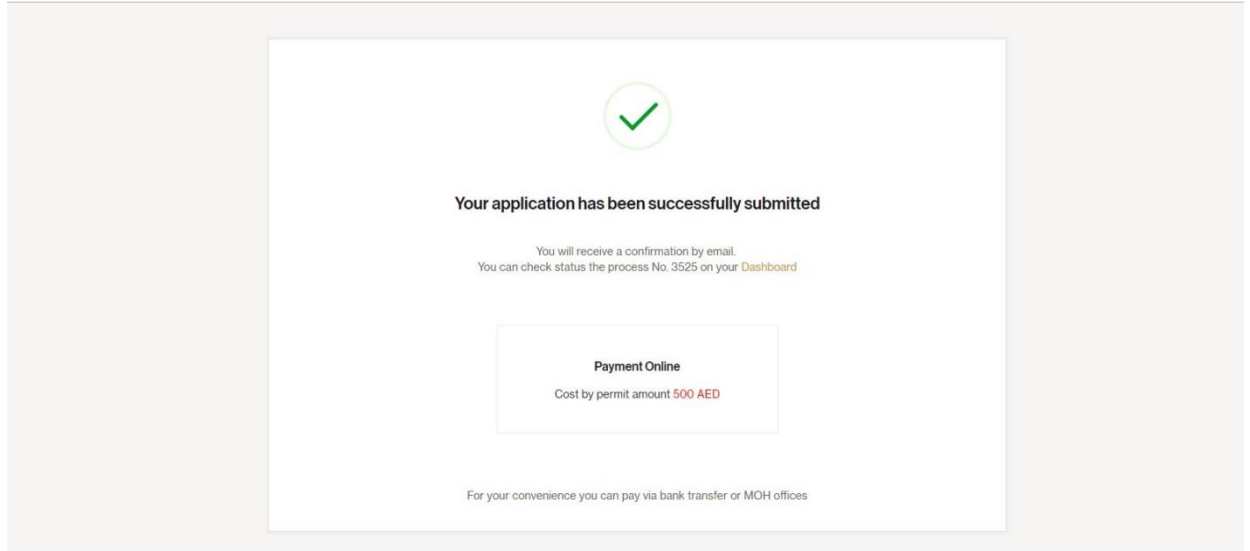
Please fill in rest the form

Remarks

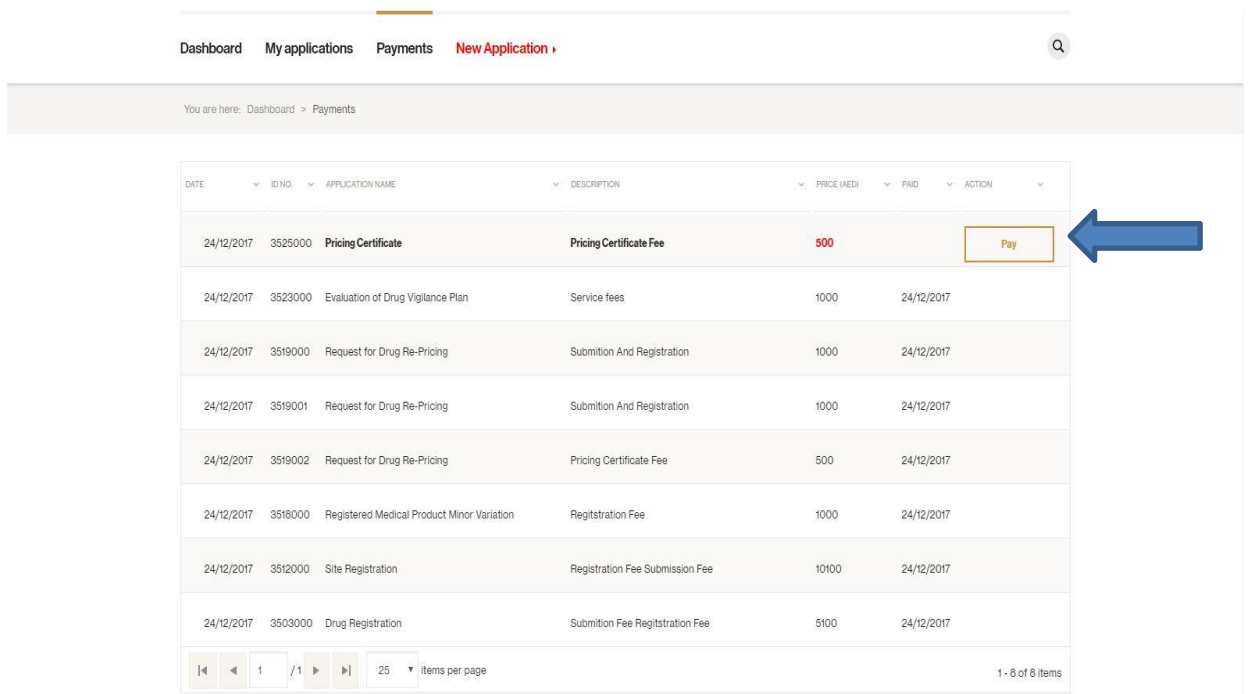
I accept general Terms & Conditions *



After submitting the application a successful message displayed to the user, and the permit fees is generated. The user can perform the payment from this screen by clicking over the amount, where the system directs you to the payment screen.



Alternatively, the user can go to the payment screen in the dashboard and click over the pay button and perform the payment.





To view the status of the application, go to dashboard

The screenshot shows the dashboard of the United Arab Emirates Ministry of Health & Prevention. The navigation bar includes 'Home', 'Contact Us', 'Help', and 'Account'. The main menu has 'Dashboard', 'My applications', 'Payments', and 'New Application'. The 'Status' section contains a table with the following data:

DATE	ID NO.	APPLICATION TYPE	STATUS	ACTION
24/12/2017	3525	Pricing Certificate Amoxidin® 500mg	WAITING FOR APPROVAL	
24/12/2017	3523	Evaluation of Drug Vigilance Plan	APPROVED	Print Approval Letter
24/12/2017	3519	Request for Drug Re-Pricing	APPROVED	Print Certificate
24/12/2017	3518	Registered Medical Product Minor Variation CLAMOX 625mg	APPROVED	Print Certificate
24/12/2017	3512	Site Registration Amoxicline	APPROVED	Print Certificate

A 'View all' button is located at the bottom left of the table. To the right of the table is a promotional banner for 'Welcome to online Application e-services' with a 'Start your application' button.

Once the permit is approved click on “Print Permit” button on the dashboard to view and print the permit.

This screenshot is identical to the one above, but with a large blue arrow pointing to the 'Print Certificate' button in the 'ACTION' column of the first row (Pricing Certificate) in the table.



5.2 Certificate of Pharmaceutical Product (CPP) for Export Purposes

Log into the system using your credentials and then click on start new application link

The screenshot shows the user interface of the MOHAP online application system. At the top, there is a navigation bar with links for Home, Contact Us, Help, and Account. Below this is a header with the MOHAP logo and name. The main navigation menu includes Dashboard, My applications, Payments, and New Application (highlighted with a blue arrow). The main content area is divided into two sections. On the left is a 'Status' table with columns for DATE, ID NO., APPLICATION TYPE, STATUS, and ACTION. On the right is a promotional banner for 'Welcome to online Application e-services' featuring a woman at a computer and a red 'Start your application' button (highlighted with a blue arrow).

DATE	ID NO.	APPLICATION TYPE	STATUS	ACTION
24/12/2017	3534	Re-Export Drugs	WAITING FOR PAYMENT	Pay
25/12/2017	3547	Authorization for Medical Product By Local Agent	APPROVED	Print Authorization
24/12/2017	3531	Authorization for Medical Product By Local Agent	APPROVED	Print Authorization
24/12/2017	3529	Request for Drug Re-Pricing	APPROVED	Print Certificate
24/12/2017	3527	Free Sale Certificate for Export Purposes CLAMOXX 457 mg / 5 ml	APPROVED	Print Certificate

[View all](#)



Click on Issuing Certificates tile

The screenshot shows the user interface of the Ministry of Health & Prevention website. At the top, there is a navigation bar with links for 'Home', 'Contact Us', 'Help', and 'Account'. Below this, the main header includes the ministry's logo and name. A secondary navigation bar contains 'Dashboard', 'My applications', 'Payments', and 'New Application'. A breadcrumb trail indicates the user's current location: 'You are here: Dashboard > New Application'. The main content area features five large tiles: 'Import', 'Export', 'Registrations', 'Issuing Certificates', and 'Authorizations'. A blue arrow points to the 'Issuing Certificates' tile.

Then click on Certificate of Pharmaceutical Product (CPP) for Export Purposes

This screenshot shows the 'Issuing Certificates' page. The breadcrumb trail is updated to 'You are here: Dashboard > New Application > Issuing Certificates'. The main content area displays a list of certificate types: 'Pricing Certificate', 'Certificate of Pharmaceutical Product (CPP) for Export Purposes', and 'Free Sale Certificate for Export Purposes'. A blue arrow points to the 'Certificate of Pharmaceutical Product (CPP) for Export Purposes' option. At the bottom of the page, there is a footer with various links and a 'Get help' button.



Start typing the product name, the system filters the product based on the entered characters

Dashboard My applications Payments **New Application**

You are here: Dashboard > New Application > Issuing Certificates

Certificate of Pharmaceutical Product (CPP) for Export Purposes

SEARCH PRODUCT MANUFACTURER / MAH ATTACHMENTS

Product Name

Product Start Typing Product Name

MH Website | Privacy Policy | Accessibility Policy | Disclaimer | Submit Feedback

Get help

Review product data and accept terms and conditions, and fill the importing (requesting) country then click on Next

Pack Size 20 Dispensing Mode Prescription Only Medicine (POM)

Pack Size 100 Dispensing Mode Prescription Only Medicine (POM)

Pack Size 100 Dispensing Mode Prescription Only Medicine (POM)

Pack Size 100 Dispensing Mode Prescription Only Medicine (POM)

Pack Size 100 Dispensing Mode Prescription Only Medicine (POM)

Active Ingredients
amoxicillin

Importing (requesting) Country

Country *
CANADA

< Back Save Next



Review the MAH and the manufacturer and then click on Next

Certificate of Pharmaceutical Product (CPP) for Export Purposes

SEARCH — PRODUCT — MANUFACTURER / MAH — ATTACHMENTS

MAH

Name	Address
LAGAP S.A.	Sheikh Rashed Al Maktoum street, Saleh Al Ghanem building
City	Country
Abu Dhabi	UAE

Manufacturer

Name	Address
Neopharma	P.O. BOX 72900, Plot NO. A1 89-95, GIC, Industrial City, New Mussaf
City	Country
Abu-Dhabi	UAE

< Back Save **Next**

Upload the support document, accept the terms and conditions and then click on Apply

Certificate of Pharmaceutical Product (CPP) for Export Purposes

SEARCH — PRODUCT — MANUFACTURER / MAH — ATTACHMENTS

Document Attachments

Composition certificate with active ingredient(s), inactive ingredient(s) quantities per unit dose and functions View Upload

Insert Upload

Add new document

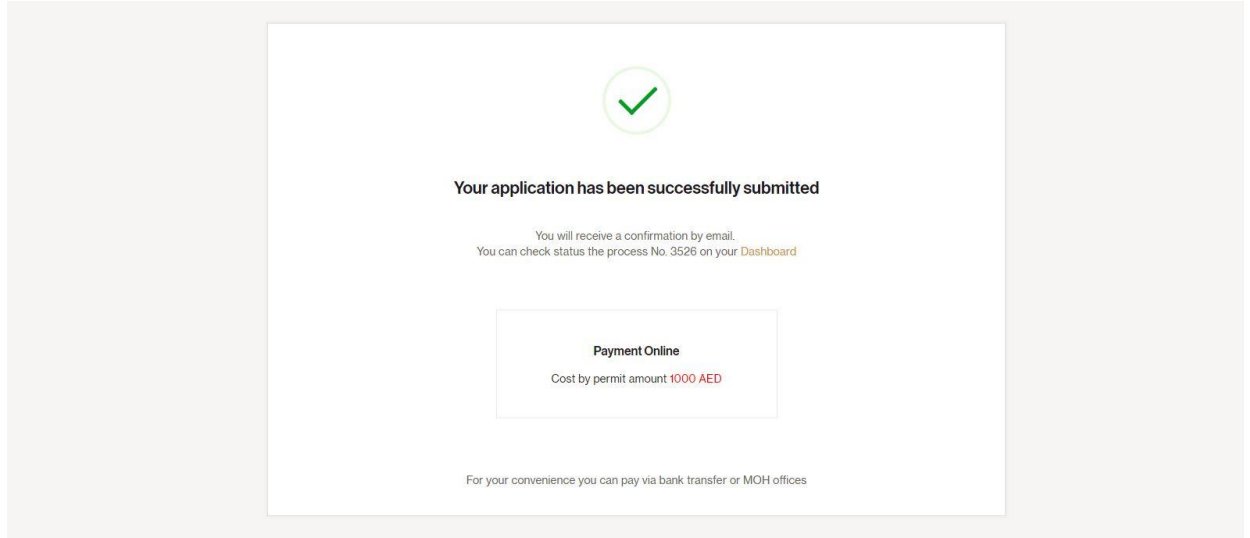
< Back

I accept general Terms & Conditions *

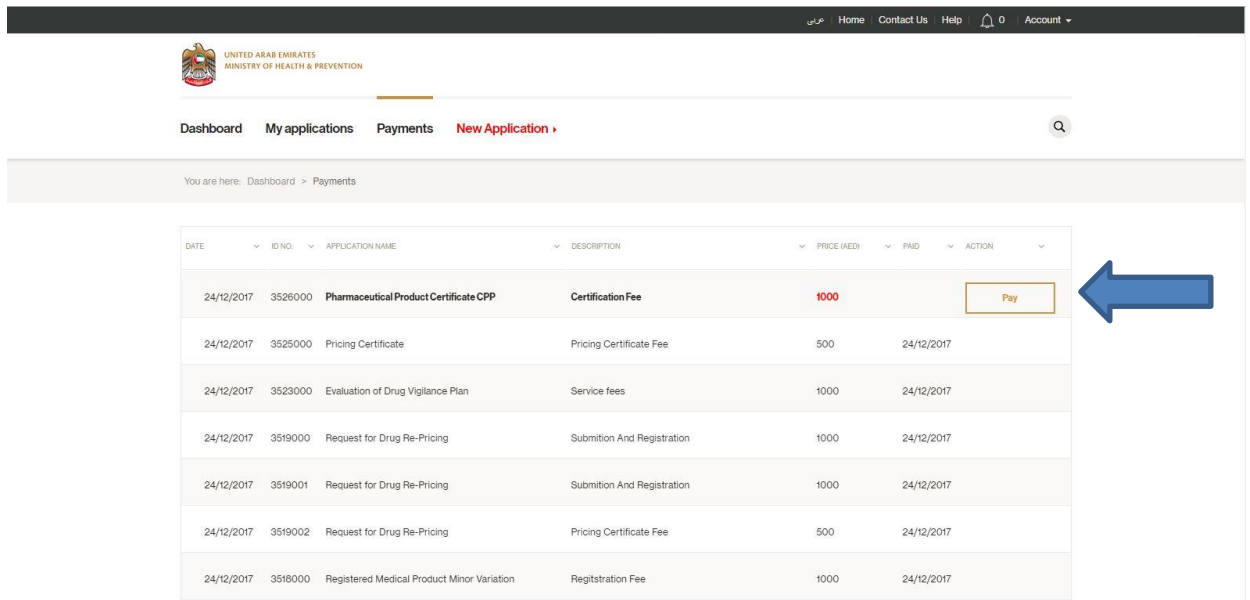
Apply



After submitting the application a successful message displayed to the user, and the permit fees is generated. The user can perform the payment from this screen by clicking over the amount, where the system directs you to the payment screen



Alternatively, the user can go to the payment screen in the dashboard and click over the pay button and perform the payment.





Once the permit is approved click on “Print Permit” button on the dashboard to view and print the permit.

The screenshot shows the dashboard with a navigation bar at the top containing 'Home', 'Contact Us', 'Help', 'Account', and a search icon. Below the navigation bar, there are tabs for 'Dashboard', 'My applications', 'Payments', and 'New Application'. A table titled 'Status' lists several applications with columns for DATE, ID NO., APPLICATION TYPE, STATUS, and ACTION. A blue arrow points to the 'Print Certificate' button in the ACTION column for the first row. To the right of the table is a 'Welcome to online Application e-services' banner with a 'Start your application' button.

DATE	ID NO.	APPLICATION TYPE	STATUS	ACTION
24/12/2017	3526	Pharmaceutical Product Certificate CPP Amodin® 500mg	APPROVED	Print Certificate
24/12/2017	3525	Pricing Certificate Amodin® 500mg	APPROVED	Print Certificate
24/12/2017	3523	Evaluation of Drug Vigilance Plan	APPROVED	Print Approval Letter
24/12/2017	3519	Request for Drug Re-Pricing	APPROVED	Print Certificate
24/12/2017	3518	Registered Medical Product Minor Variation CLAMOX 625mg	APPROVED	Print Certificate

5.3 Free Sale Certificate for Export Purposes

Log into the system using your credentials and then click on start new application link

The screenshot shows the dashboard with a navigation bar at the top containing 'Home', 'Contact Us', 'Help', 'Account', and a search icon. Below the navigation bar, there are tabs for 'Dashboard', 'My applications', 'Payments', and 'New Application'. A table titled 'Status' lists several applications with columns for DATE, ID NO., APPLICATION TYPE, STATUS, and ACTION. A blue arrow points to the 'New Application' link in the navigation bar. Another blue arrow points to the 'Start your application' button in the banner on the right.

DATE	ID NO.	APPLICATION TYPE	STATUS	ACTION
24/12/2017	3534	Re-Export Drugs	WAITING FOR PAYMENT	Pay
25/12/2017	3547	Authorization for Medical Product By Local Agent	APPROVED	Print Authorization
24/12/2017	3531	Authorization for Medical Product By Local Agent	APPROVED	Print Authorization
24/12/2017	3529	Request for Drug Re-Pricing	APPROVED	Print Certificate
24/12/2017	3527	Free Sale Certificate for Export Purposes CLAMOX 457 mg / 5 ml	APPROVED	Print Certificate



Click on Issuing Certificates tile

The screenshot shows the website's dashboard with a navigation bar at the top containing 'Home', 'Contact Us', 'Help', and 'Account'. Below the navigation bar, there are menu items: 'Dashboard', 'My applications', 'Payments', and 'New Application'. A breadcrumb trail reads 'You are here: Dashboard > New Application'. The main content area features five tiles: 'Import', 'Export', 'Registrations', 'Issuing Certificates', and 'Authorizations'. A large blue arrow points to the 'Issuing Certificates' tile.

Then click on Free sale certificate for export purposes

The screenshot shows the 'Issuing Certificates' page. The breadcrumb trail is 'You are here: Dashboard > New Application > Issuing Certificates'. The main content area displays three certificate options, each with a minus sign icon on the right: 'Pricing Certificate', 'Certificate of Pharmaceutical Product (CPP) for Export Purposes', and 'Free Sale Certificate for Export Purposes'. A large blue arrow points to the 'Free Sale Certificate for Export Purposes' option. At the bottom of the page, there is a footer with links for 'Privacy Policy', 'Accessibility Policy', and 'Disclaimer', along with a 'Get help' button.



Start typing the product name, the system filters the product based on the entered characters

UNITED ARAB EMIRATES
MINISTRY OF HEALTH & PREVENTION

Dashboard My applications Payments **New Application**

You are here: Dashboard > New Application > Issuing Certificates

Free Sale Certificate for Export Purposes

SEARCH PRODUCT

Product name

Add registered product

Product name Start typing product name

Review the data and click on “Apply”

Storage Conditions
Before constitution, store in a dry place below 25°C. Once constituted, store the suspension in a refrigerator and use within 7 days. Do not freeze

Dispensing Mode
Prescription Only Medicine (POM)

Manufacturer Name
NeoBiocon

Country City
UAE ABU DHABI

Address
PO BOX : 72900, Hamli Building, Airport Road

Expiry Date

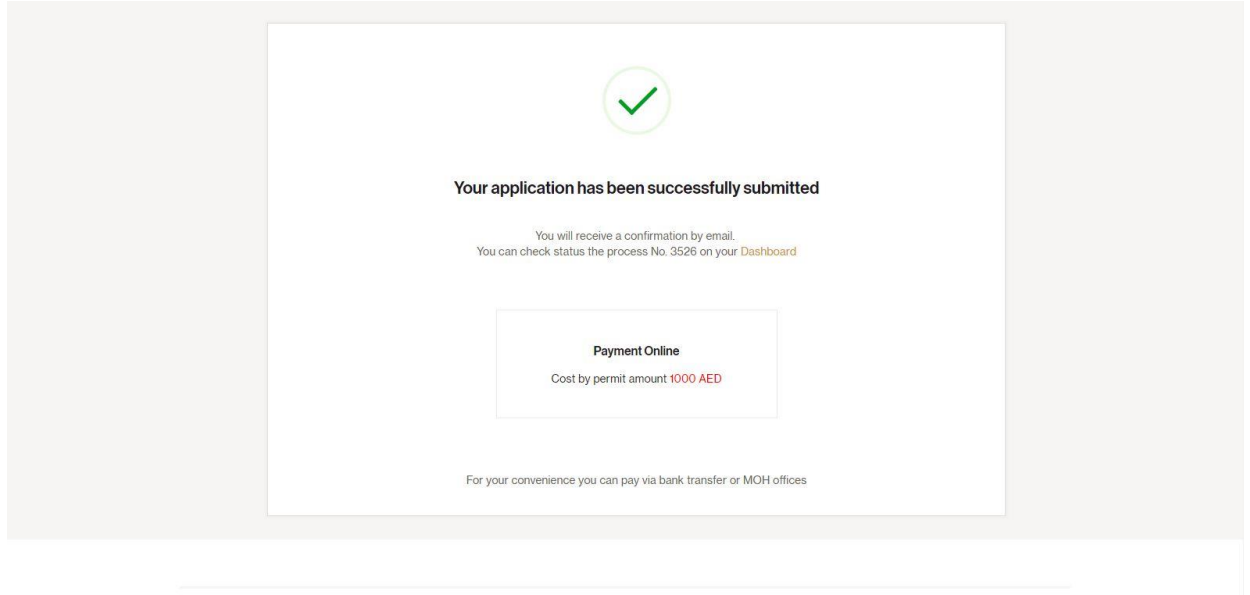
< Back

I accept general Terms & Conditions *

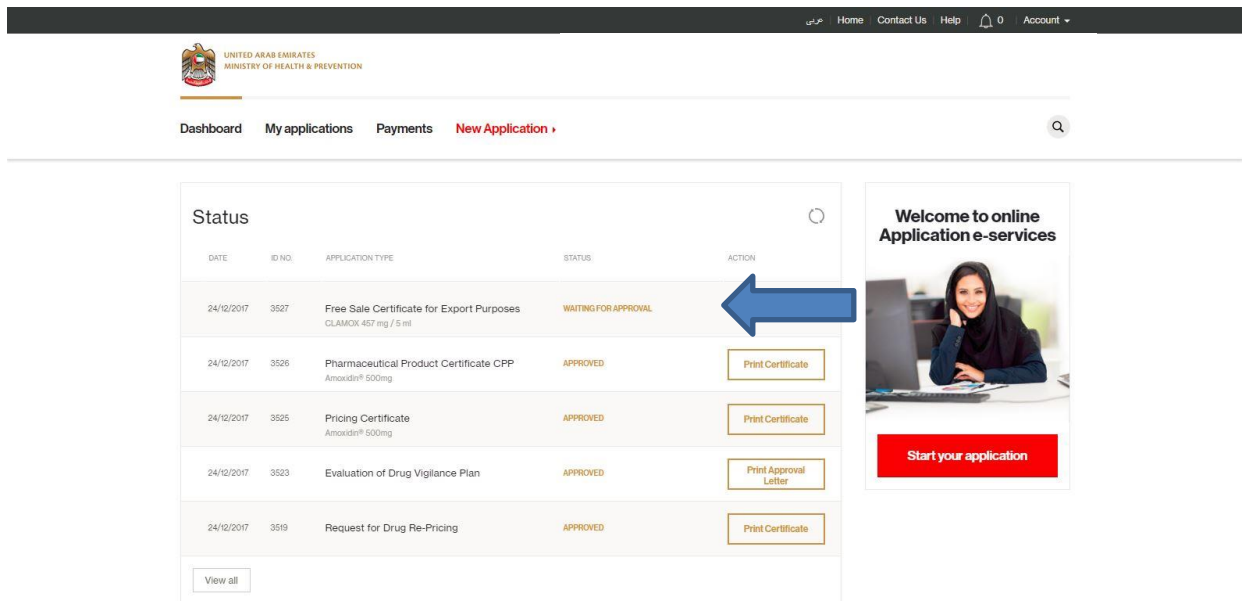
Apply



After submitting the application a successful message displayed to the user, and the permit fees is generated. The user can perform the payment from this screen by clicking over the amount, where the system directs you to the payment screen



Alternatively, the user can go to the payment screen in the dashboard and click over the pay button and perform the payment.





Once the permit is approved click on “Print Permit” button on the dashboard to view and print the permit.

The screenshot shows the MOHAP dashboard interface. At the top, there is a navigation bar with links for Home, Contact Us, Help, and Account. Below this is the MOHAP logo and a search icon. The main navigation menu includes Dashboard, My applications, Payments, and New Application. The central part of the dashboard features a 'Status' section with a table of application records. A blue arrow points to the 'Print Certificate' button in the 'ACTION' column of the first row. To the right of the table is a 'View all' button. On the far right, there is a promotional banner for 'Welcome to online Application e-services' with a 'Start your application' button.

DATE	ID NO.	APPLICATION TYPE	STATUS	ACTION
24/12/2017	3527	Free Sale Certificate for Export Purposes CLAMOK 457 mg / 5 ml	APPROVED	Print Certificate
24/12/2017	3526	Pharmaceutical Product Certificate CPP Amoxidin® 500mg	APPROVED	Print Certificate
24/12/2017	3525	Pricing Certificate Amoxidin® 500mg	APPROVED	Print Certificate
24/12/2017	3523	Evaluation of Drug Vigilance Plan	APPROVED	Print Approval Letter
24/12/2017	3519	Request for Drug Re-Pricing	APPROVED	Print Certificate